



# STRATEGY: REMOTE LEARNING

Remote Learning is the term being used for 'education provision' implemented when a child, class, year group bubble, or ultimately, the whole school are required to stay at home. This may happen in two circumstances; when a child, class or year group are required to self-isolate due to a positive case/test and trace OR if schools are required to close due to COVID related matters/there is a full lockdown. During these circumstances remote learning will be in place to ensure that children are still learning.



## WHAT WILL REMOTE LEARNING LOOK LIKE?

There will be an English, maths and a foundation subject provided daily.

Maths lessons will follow our Maths Mastery approach which will be in the same format that we use at school. We will continue to use the scheme Maths No Problem or activities linked to the MNP objectives, which the children are familiar with. Each lesson is divided into three sections 'In Focus', 'Guided Practice' and 'Independent Task'. All three sections may not have to be completed during one daily lesson and may be spilt over two or more days. This will be made clear by the class teacher. Video demonstration will be provided when required.



English lessons will include writing, phonics, reading comprehension, spellings, sentence level tasks, grammar skills and the opportunity to edit and improve their work in response to feedback. These lessons will reflect their year group expectations.



At least one other subject will be covered daily. This might include science, art, design and technology, PE, geography, history, PSHCE, RE and music.

## WHERE WILL MY CHILD ACCESS THEIR LEARNING?

All learning activities can be accessed via the Seesaw Class App which your child will have a login for. If you have problems accessing the activities then you should contact your child's class teacher through the Seesaw Family App for further guidance or by calling the school office and they can assist.



## WILL MY CHILD RECEIVE FEEDBACK ON THEIR WORK?



Teachers will provide individualised feedback on learning completed by the children which reflects high expectations. The children may be required to respond to the feedback and edit and improve their work. If for any reason a pupil is not completing work the class teacher will be in contact to address reasons why in order to avoid further loss of learning.


## WHAT SHOULD I DO IF MY CHILD IS FINDING THE LESSONS CHALLENGING?



You should contact your child's class teacher. They may be able to provide further support or offer a differentiated task. In the case of bubble isolation/school closure, teachers will be available to talk to individual children if they need support or encouragement.

## ARE THERE ANY FURTHER LEARNING ACTIVITIES MY CHILD CAN PARTICIPATE IN?

In addition to the lessons set by class teachers, pupils can enhance their learning by reading and accessing online activities such as: TT Rockstars, NumBots, NumberBlocks, Nessy, Phonics Play, Spelling Shed and other year groups appropriate websites. If they are unable to login then please contact your child's class teacher via Seesaw for their login details.



## WHAT WILL REMOTE LEARNING LOOK LIKE IN EYFS?

Foundation Stage 1

Teachers and Teaching Assistants will read a daily story and will send out a practical activity for children and parents to try at home.

## WHAT WILL REMOTE LEARNING LOOK LIKE IN EYFS?

Foundation Stage 2

Maths lessons will include a teaching video with a number song, rhyme, or number line activity to watch and join in with. Teachers will film instructions for a practical maths activity. We will send out a daily phonics lesson to all children, this will follow the format of the lessons taught in school. A daily story will be read by a member of the FS2 team. Another area of the EYFS curriculum will be sent out daily. This will be a practical activity.

## SCHOOL/BUBBLE CLOSURE VS INDIVIDUAL SELF-ISOLATION

The majority of information above will apply to all scenarios. However, it is important to note that during cases of individual self-isolation most staff will still be teaching full time at school, therefore there may be a 24-hour delay from the beginning of self-isolation to the work being posted on Seesaw. Again, feedback may be slightly delayed but all work will be responded to at the earliest opportunity.

## CAN I HAVE SOME TRAINING ON HOW TO USE THE SEESAW APP?

Please use this Survey Monkey link which will give an you opportunity to tell us how we can support you with remote learning.



<https://www.surveymonkey.com/r/HGJ6RRW>





# VIRTUAL LIVE LESSONS: EXPECTATIONS

Some learning might take place via a live lesson where teaching input can be delivered via TEAMS. This gives children an opportunity to interact with their teachers in real time and ask any questions that they may have.




## WHO WILL DELIVER LIVE LESSONS AND WHICH CHILDREN WILL BE ABLE TO ACCESS THEM?

Usually class teachers will deliver TEAMS lessons, but other support staff may also organise sessions to support children's learning. Children will be invited to attend a 'live session' by a member of staff in their bubble. Lessons will always be delivered in groups. There will be no 1:1 sessions.

## HOW OFTEN WILL LIVE LESSONS HAPPEN?

There is no set schedule for the timing and frequency of TEAMS sessions although they are very unlikely to be every day or last more than 40 mins. Live lessons will be offered as and when staff feel that they are required. For example, in situations where other remote learning is not possible. Please note live lessons WILL NOT replace other remote learning but rather enhance the provision we already have.



## WHAT IS INCLUDED IN LIVE LESSONS ?

The content will vary widely. However lessons will be based on the National Curriculum subjects as they would be in school. This will be based on what teachers consider to be of most value in terms of meeting the specific needs of the children.

## IMPORTANT THINGS TO REMEMBER

Please make sure that an adult is present in the room while the session takes place. They do not need to be in view of the screen, except at the beginning to show their presence. Other people in the household also need to be made aware of when and where a live lesson is starting/finishing.

Any computers used should be in appropriate areas e.g. not bedrooms and care should be taken to ensure that what is visible in the background is appropriate for all to see. GDPR – No additional filming or photography is allowed during the live session.

### DO



### DON'T

Dress appropriately.

Join on time.

Mute yourself immediately when joining.

Keep video on.

Refrain from eating during the lessons.

Raise your hand to request to speak to an adult – even when requesting to go to the toilet.

Please press LEAVE to hang up and finish the lesson.

Don't have distractions nearby.

Don't be disrespectful during the lesson.

Don't chat to others unless directed to.

Don't unmute yourself unless you have been asked to by a staff member.

Don't stay on TEAMS or re-join meetings once the lesson has finished.

Don't use TEAMS to keep in touch with friends. This platform should only be used for learning.